



# **KOTTAKKAL FAROOK**

## **ARTS & SCIENCE COLLEGE**

PARAPPUR P.O, KOTTAKKAL, MALAPPURAM DISTRICT, KERALA, 676503

**INTERNAL QUALITY ASSURANCE CELL (IQAC)**

**TEACHER FEEDBACK REPORT**

**2018-2019**

---

# Teacher Feedback Analysis 2018-2019

Kottakkal Farook Arts & Science College (KFASC) provides rich avenues of teaching, learning, and research with excellent infrastructure. To review and reform the teaching-learning procedure and to sustain the quality of education, the institution seeks feedback from the faculty every year. This IQAC led quality enhancement process includes feedback collection on various important aspects of the curriculum such as the responsiveness of administrative staff, adequacy of learning resources, curriculum alignment with industry standards, opportunities for research and innovation, and overall teaching methods.

For the academic year 2018-2019, a total of 65 faculty members provided their feedback.

This report provides an analysis of the faculty feedback collected for the academic year 2018-2019. The feedback covers various attributes of the college, including administrative support, learning resources, curriculum alignment, research opportunities, infrastructure, teaching methods, extracurricular support, and the overall environment. The graphical representation provides a visual summary of the feedback.

## 1. Enhance Faculty Engagement:

- Encourage more periodic assessments and interactive feedback sessions.
- Increase the use of modern teaching aids to make learning more engaging.

## 2. Faculty Development:

- Continue investing in faculty development programs to maintain up-to-date knowledge and teaching skills.
- Promote understanding and responsiveness to individual student needs.

## 3. Curriculum Enrichment:

- Integrate more cross-cutting issues like gender, environmental sustainability, human values, and professional ethics into the curriculum.
- Expand value and skill-based certificate courses to improve career prospects.

## 4. Resource Provision:

- Ensure the availability of prescribed books and reading materials in the library.
- Provide all necessary provisions for the successful completion of courses.

## 5. Innovative Teaching Methods:

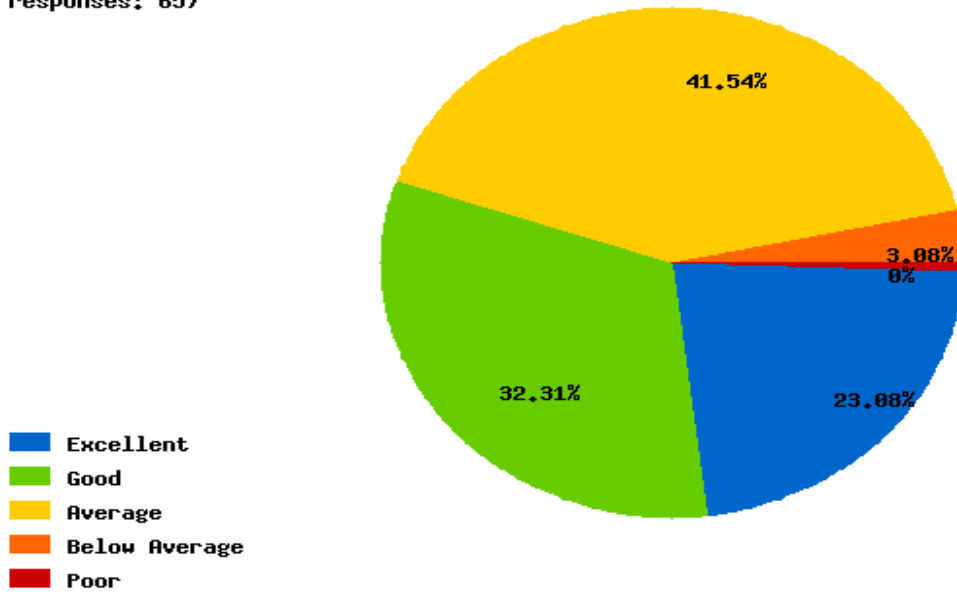
- Promote project-based and experiential learning opportunities.
- Actively encourage internships, field visits, and other out-of-classroom learning activities.

## 6. Evaluation and Feedback:

- Maintain a fair and unbiased evaluation process.
- Ensure timely completion of the syllabus and fair evaluation practices.

---

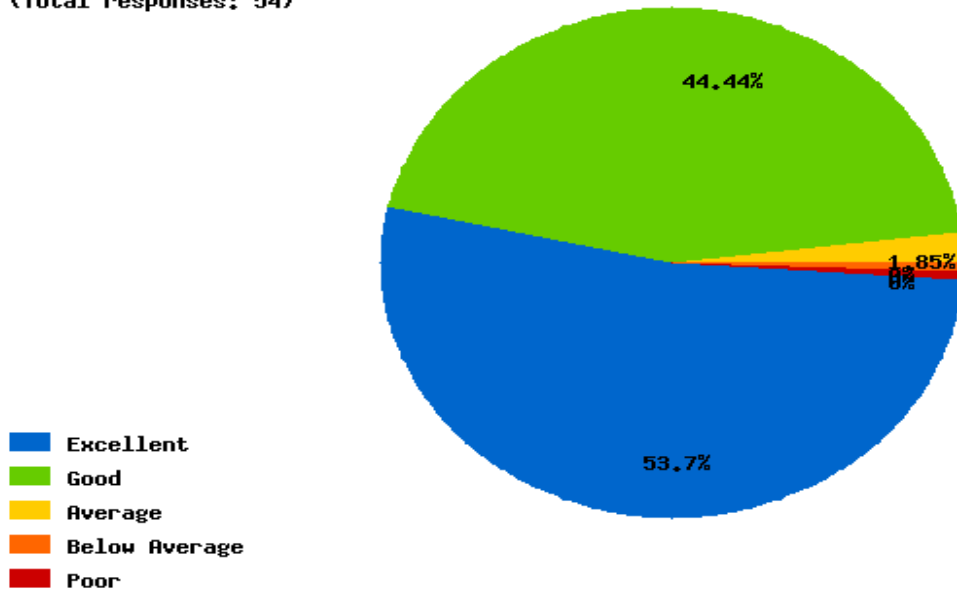
**1. The institution adequately supports student extracurricular activities and clubs. (Total responses: 65)**



The majority (23.08%) of faculty rated The institution adequately supports student extracurricular activities and clubs. as excellent. An additional 32.31% rated it as good, indicating general satisfaction. However, 0% rated it as poor, suggesting potential areas for improvement. A smaller percentage (41.54%) rated it as average, possibly indicating uncertainty or a need for further clarification.

---

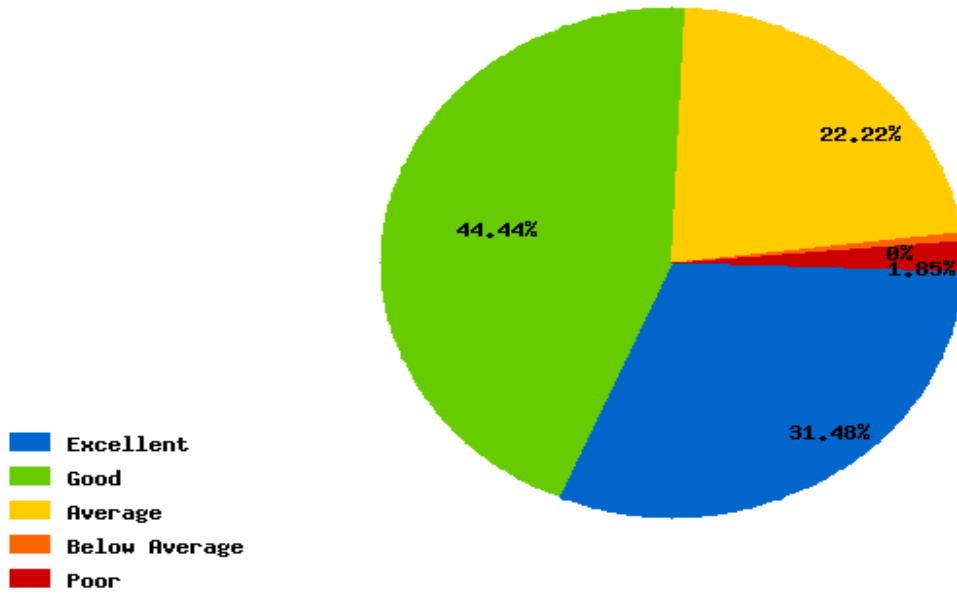
**2. Overall, the institution provides an environment conducive to teaching and learning.**  
(Total responses: 54)



The majority (53.7%) of faculty rated Overall, the institution provides an environment conducive to teaching and learning. as excellent. An additional 44.44% rated it as good, indicating general satisfaction. However, 0% rated it as poor, suggesting potential areas for improvement. A smaller percentage (1.85%) rated it as average, possibly indicating uncertainty or a need for further clarification.

---

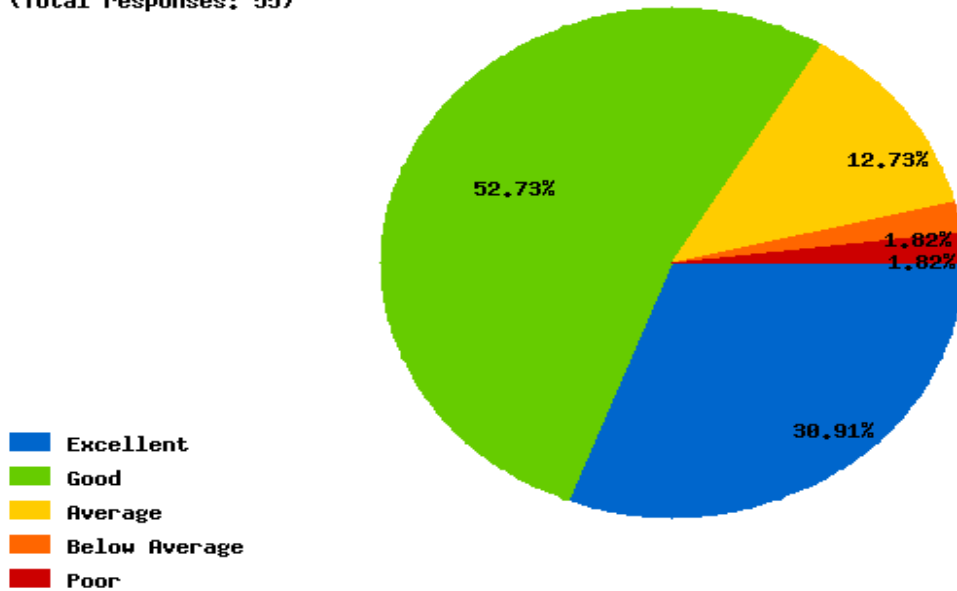
**3. The administrative staff is responsive to faculty needs and concerns. (Total responses: 54)**



The majority (31.48%) of faculty rated The administrative staff is responsive to faculty needs and concerns. as excellent. An additional 44.44% rated it as good, indicating general satisfaction. However, 1.85% rated it as poor, suggesting potential areas for improvement. A smaller percentage (22.22%) rated it as average, possibly indicating uncertainty or a need for further clarification.

---

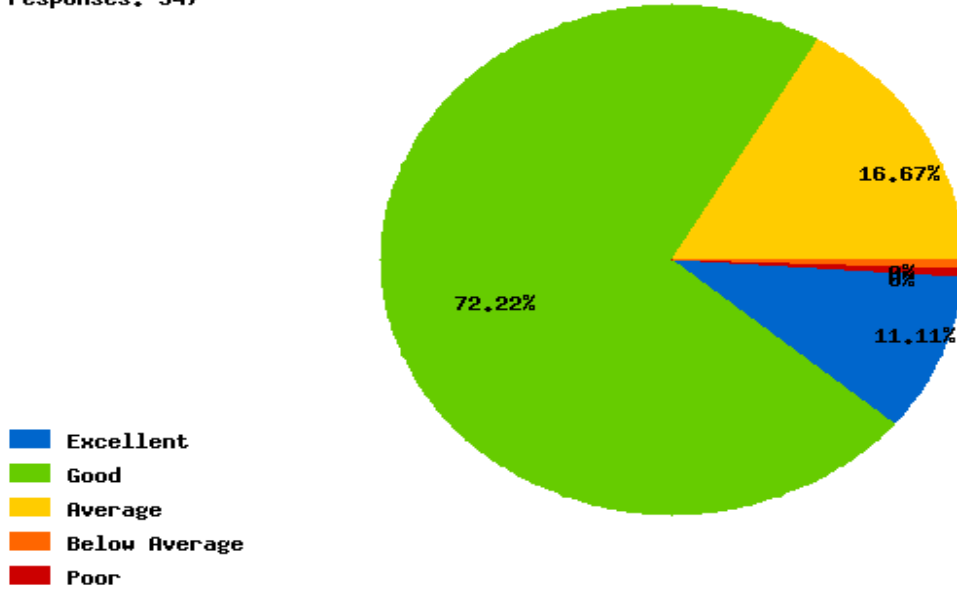
**4. The available learning resources (library, labs) meet the requirements of the curriculum.**  
(Total responses: 55)



The majority (30.91%) of faculty rated The available learning resources (library, labs) meet the requirements of the curriculum. as excellent. An additional 52.73% rated it as good, indicating general satisfaction. However, 1.82% rated it as poor, suggesting potential areas for improvement. A smaller percentage (12.73%) rated it as average, possibly indicating uncertainty or a need for further clarification.

---

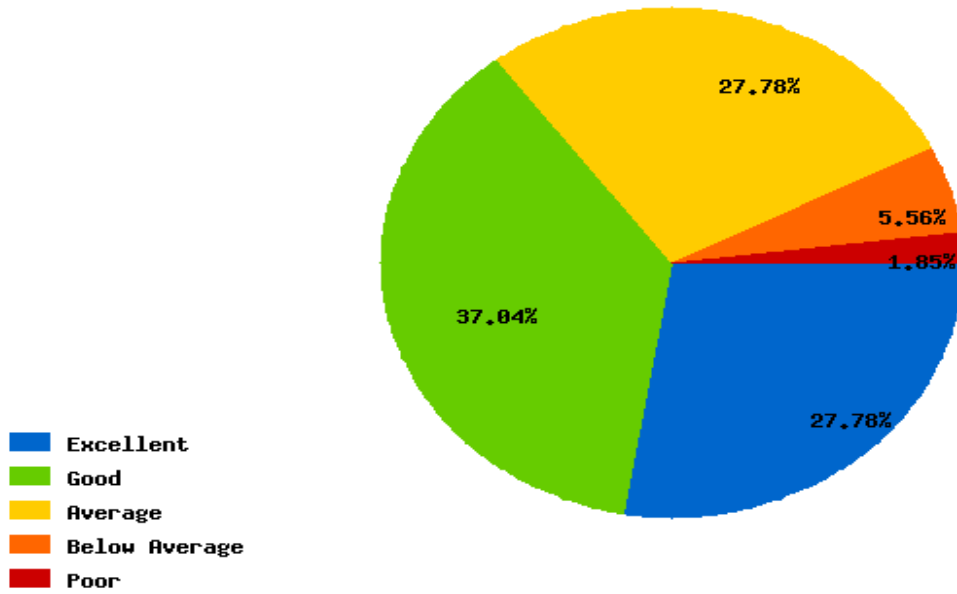
**5. The curriculum aligns well with industry standards and current trends in the field. (Total responses: 54)**



The majority (72.22%) of faculty rated The curriculum aligns well with industry standards and current trends in the field. as good, indicating general satisfaction. However, 0% rated it as poor, suggesting potential areas for improvement. A smaller percentage (16.67%) rated it as average, possibly indicating uncertainty or a need for further clarification. The majority (11.11%) of faculty rated The curriculum aligns well with industry standards and current trends in the field. as excellent.

---

**6. The institution provides adequate opportunities for research and innovation. (Total responses: 54)**

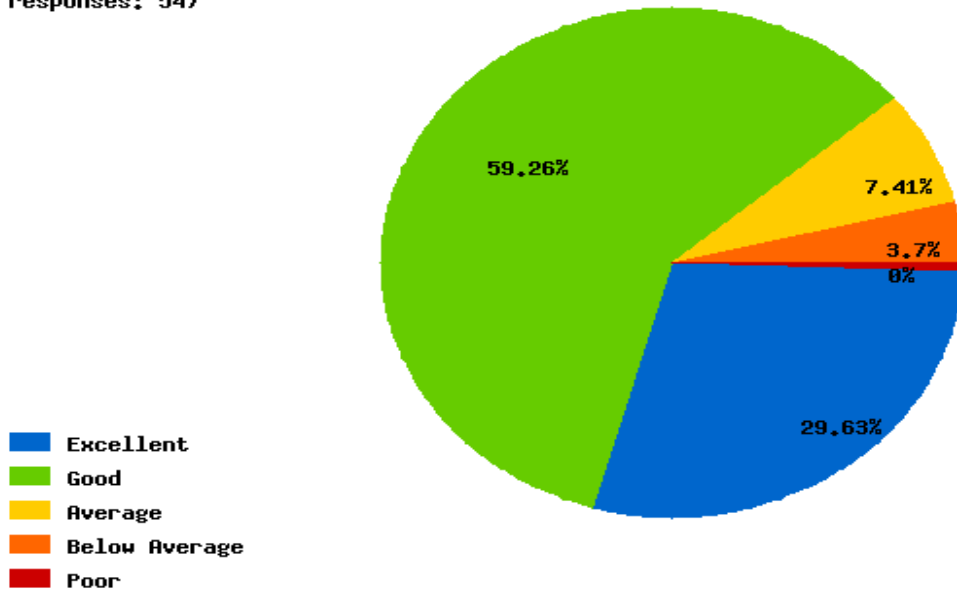


The majority (27.78%) of faculty rated The institution provides adequate opportunities for research and innovation. as excellent. An additional 37.04% rated it as good, indicating general satisfaction. However, 1.85% rated it as poor, suggesting potential areas for improvement. A smaller percentage (27.78%) rated it as average, possibly indicating uncertainty or a need for further clarification.



---

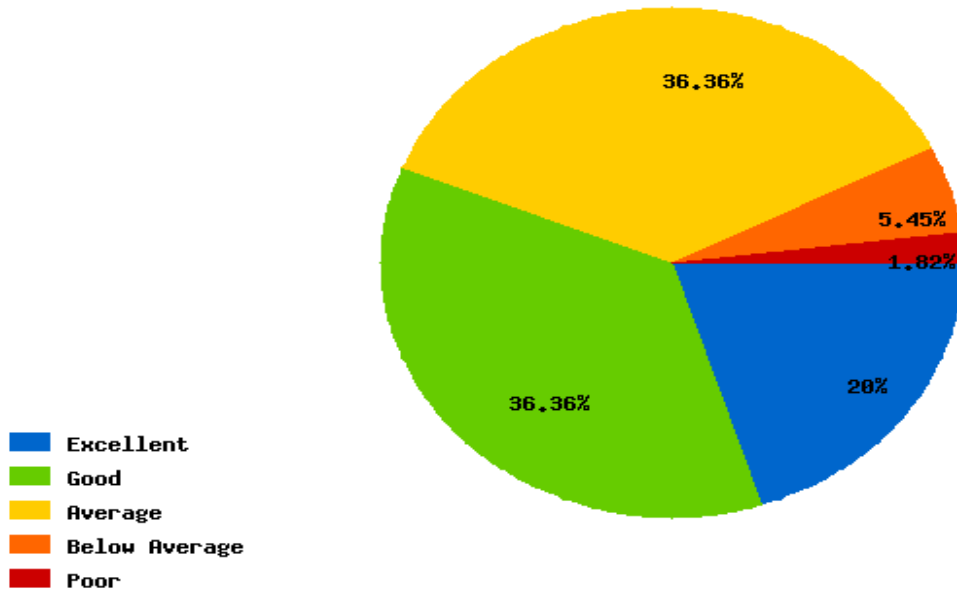
**7. The provided infrastructure contributes positively to the learning environment. (Total responses: 54)**



The majority (29.63%) of faculty rated The provided infrastructure contributes positively to the learning environment. as excellent. An additional 59.26% rated it as good, indicating general satisfaction. However, 0% rated it as poor, suggesting potential areas for improvement. A smaller percentage (7.41%) rated it as average, possibly indicating uncertainty or a need for further clarification.

---

**8. The teaching methods effectively convey the curriculum content. (Total responses: 55)**



The majority (20%) of faculty rated The teaching methods effectively convey the curriculum content. as excellent. An additional 36.36% rated it as good, indicating general satisfaction. However, 1.82% rated it as poor, suggesting potential areas for improvement. A smaller percentage (36.36%) rated it as average, possibly indicating uncertainty or a need for further clarification.

---

## Conclusion

This feedback analysis underscores a nuanced understanding of the institution's strengths and areas for improvement. While faculty acknowledge the administrative support and learning resources, disparities exist in perceptions regarding the curriculum's alignment with industry standards, effectiveness of teaching methods, and support for extracurricular activities. Addressing these discrepancies could enhance curriculum delivery and ensure better preparation of students for future challenges in both local and global contexts.